



NY Fire Consultants, Inc. Fire Safety Message

www.NYFireSafe.com

info@nyfiresafe.com

February 2007

Stress from fire killed woman

In a high-rise blaze, stay put unless flames or smoke in your unit

In Chicago on Friday night, January 26, 2007, there was a fire in a high-rise residential apartment building. The fire killed two people. One victim was in the 26th floor apartment where the fire started. The other victim, a woman, died in a stairwell on the 12th floor. She would have survived if she had stayed in her condominium during the fire. Her condo was on the 13th floor, and the fire started in a unit on the 26th floor of the 44-story building. The woman was not at risk from smoke or fire. She died of a heart attack caused by the stress in fleeing from her apartment. It is important that occupants in fireproof apartment buildings know when they should evacuate and when it is safer to stay where they are. In New York City the building's fire safety plan contains this information. It is important for all occupants to read their building's plan.

Nationally, between 1992 and 2002, an estimated 440 civilians were killed in 95,000 high-rise apartment building fires, according to statistics compiled by the National Fire Protection Association which designates anything over seven stories as a high-rise.

In New York City, Local law 10 of 1999 requires all buildings classified as J-2 (residential buildings with 3 or more families) to have a Fire Safety Plan. The Fire Safety Plan shall serve to inform building occupants and building service employees as to the building's construction, fire safety systems, means of egress, and evacuation and other procedures to be followed in the event of a fire in the building.

Occupants of fireproof buildings must know what to do in case fire. In December of 1998 four people who lived in an apartment remote from the fire apartment died causing Local Law 10 to be passed. Now this Chicago fire again shows that occupants who are not in danger are running into harms way because they do not know how to act.

Evacuation instructions if the fire is in your apartment

(for fireproof and non-fireproof buildings)




1. Close the door to the room where the fire is and leave the apartment.



2. Make sure **EVERYONE** leaves the apartment with you.




3. Take your keys.

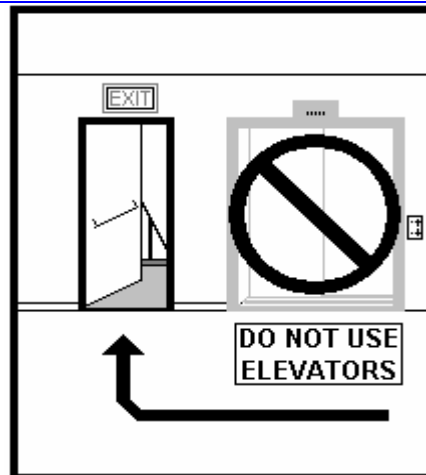


4. Close, but do not lock, the apartment door.

5. Alert people on your floor by knocking on their doors on your way to the exit.



6. Use the nearest stairwell to exit the building.



7. **DO NOT USE THE ELEVATOR.**

Evacuation instructions if the fire is in your apartment (continued)

(for fireproof and non-fireproof buildings)



8. Call 911 once you reach a safe location. Do not assume the fire has been reported unless firefighters are on the scene.



9. Meet the members of your household at a pre-determined location outside the building. Notify responding firefighters if anyone is unaccounted for.

Evacuation instructions if the fire is in NOT your apartment

(for fireproof buildings only)



1. Stay inside your apartment and listen for instructions from firefighters unless conditions become dangerous.



2. If you must exit your apartment, first feel the apartment door and doorknob for heat.

Evacuation instructions if the fire is in **NOT** your apartment (continued)
(for fireproof buildings only)



3. If they are not hot, open the door slightly and check the hallway for smoke, heat or fire.

- Close the door behind you
- Stay low
- Follow hall to the exit
- Close, but do not lock, the apartment door



4. If you cannot safely exit your apartment or building, call 911 and tell them your address, floor, apartment number and the number of people in your apartment.



5. Seal the doors to your apartment with wet towels or sheets and seal air ducts or other openings where smoke may enter.



6. Open windows a few inches at the top and bottom unless flames and smoke are coming from below. Do not break any windows.



7. If conditions in the apartment appear life-threatening, open a window and wave a towel or sheet to attract the attention of firefighters.

Evacuation instructions if the fire is in **NOT** your apartment (continued)
(for fireproof buildings only)



8. If smoke conditions worsen before help arrives, get down on the floor and take short breaths through your nose.



9. If possible, retreat to a balcony or terrace away from the source of the smoke, heat or fire.

Summary

In a fire emergency, the decision to leave or to stay in your apartment will depend in part on the type of building you are in. In the event of fire, stay calm. Notify the fire department and follow the directions of fire department personnel. If you must take immediate action, use your judgment as to the safest course of action. If you are in a fireproof building and the fire is not in your apartment stay in the apartment unless the fire, heat or smoke is affecting your safety.

A "non-combustible" or "fireproof" building is a building whose structural components (the supporting elements of the building, such as steel or reinforced concrete beams and floors) are constructed of materials that do not burn or are resistant to fire and therefore will not contribute to the spread of the fire. In such buildings, fires are more likely to be contained in the apartment or space in which they start and less likely to spread inside the building walls to other apartments and floors. **THIS DOES NOT MEAN THAT THE BUILDING IS IMMUNE TO FIRE.** While the structural components of the building may not catch fire, all of the contents of the building (including furniture, carpeting, wood floors, decorations and personal belongings) may catch on fire and generate flame, heat and large amounts of smoke, which can travel throughout the building, especially if apartment or stairwell doors are left open.

Note that if the fire is in your apartment you should leave whether the building is fireproof or non-fireproof.

Fire and Evacuation Preparedness Training

Our seminars have been specifically designed to reduce the risk of fire through the promotion of fire safety awareness and basic fire training for all staff. Our training provides the building manager and building staff with an overview of their roles in the event of a fire or emergency. It also provides participants with the necessary knowledge and skills to enable them to deal with small fires safely, by using portable fire extinguishers, and to develop an awareness of the dangers and causes of fire. Special attention is given to non-fire emergencies, specifically, terrorism and suspicious letters and packages. Call for an brochure.

Did you read and understand your building's Fire Safety Plan?

What makes you think the people who staff your building 24 hours a day, 7 days a week read and understand the Fire Safety Plan?

Emergency Action Plans

Deadline for all New York City Office Buildings December 31, 2006

What is an EAP? An Emergency Action Plan outlines the procedures for a buildings response to a non-fire-related emergency involving an explosion, biological, chemical, radiological, nuclear or hazardous materials incident, natural disasters such as a hurricane or earthquake, or other emergency conditions that occur inside or in close proximity to their buildings.

Emergency Action Plans are professionally designed plans that include an official EAP document that is filed with the Fire Department and kept on site at a building. EAP training and implementation manuals must be created for the buildings staff and tenants. Emergency Action Plans take into account the building's size, its number of occupants, the number of exits/emergency stair pathways, how staff and tenants are to be notified of emergencies, the frequency of drills and who is in charge in an emergency.



EAP Quote
Call
718-432-1600

NY Fire Consultants Services:

Fire and Life Safety Consulting

Fire and Life Safety Inspections
Fire Safety Plans for Residential Buildings (LL 10 of 1999)
Fire Safety & Evacuation Plans
Commercial (Class E) Buildings

Emergency Action Plans

Expert Witnesses Provided

Emergency Procedures Manuals

Fire & Evacuation Preparedness Training

Hotel Staff
Building Service Employees

Interior Fire Alarms Consultants

Violations Correction & Removal

Environmental Control Board
Fire & Building Department
Housing Preservation & Development

Fire Consultantants Construction Protects

NY Fire Consultants, Inc. 165 McBaine Ave., Staten Island, NY 10309 718-432-1600



Personal Life Safety Guide Book

Fireproof Residential Apartment Buildings

The Personal Life Safety Guide Book offers a quick reference for fire and life safety emergencies. A must for residential building staff.

Bomb Threat
Carbon Monoxide
Chemical Spills
Extreme Heat
Fire
First Aid
Gas Leaks
Heart Attack

Person Trapped in Elevator
Poisoning
Power Outage
Robbery or Mugging
Shelter in Place
Suspected Terrorist
Suspicious Packages
Threatening Behavior

HOTEL
EMPLOYEES
GUIDE BOOK
NOW AVAILABLE
CALL

- Overall size 3.5 " x 5.5"
- Coated card stock
- Can write emergency telephone numbers on back
- Comes with a vinyl pouch that fits in your shirt pocket

Prices:	
<u>100 +</u>	<u>500 +</u>
\$4.50 ea.	\$4.25 ea.



Basic Emergency Information at Your Finger Tips

Phone (718) 432-1600
Fax (718) 967-8195
Email: info@NYFireSafe.com

